GSDN001

Double Pulse Test Results for the GS-065-0xx-1-L PDFNs
Double Pulse Test Results for the GS-065-0xx-2-L PDFNs

July 2021

Introduction

PURPOSE

The Double Pulse Test (DPT) is used to characterize the *turn-on* and *turn-off* characteristics of switching power transistors.

CONTENT

This document provides the following information

- An overview of the DPT set up
- DPT results for GaN Systems' PDFN E-HEMTS
  - GS-065-004-1-L
  - GS-065-008-1-L
  - GS-065-011-1-L
  - GS-065-030-2-L

Double Pulse Test Overview

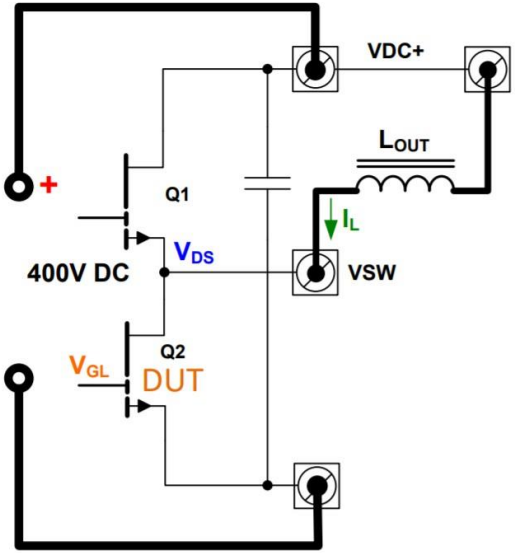

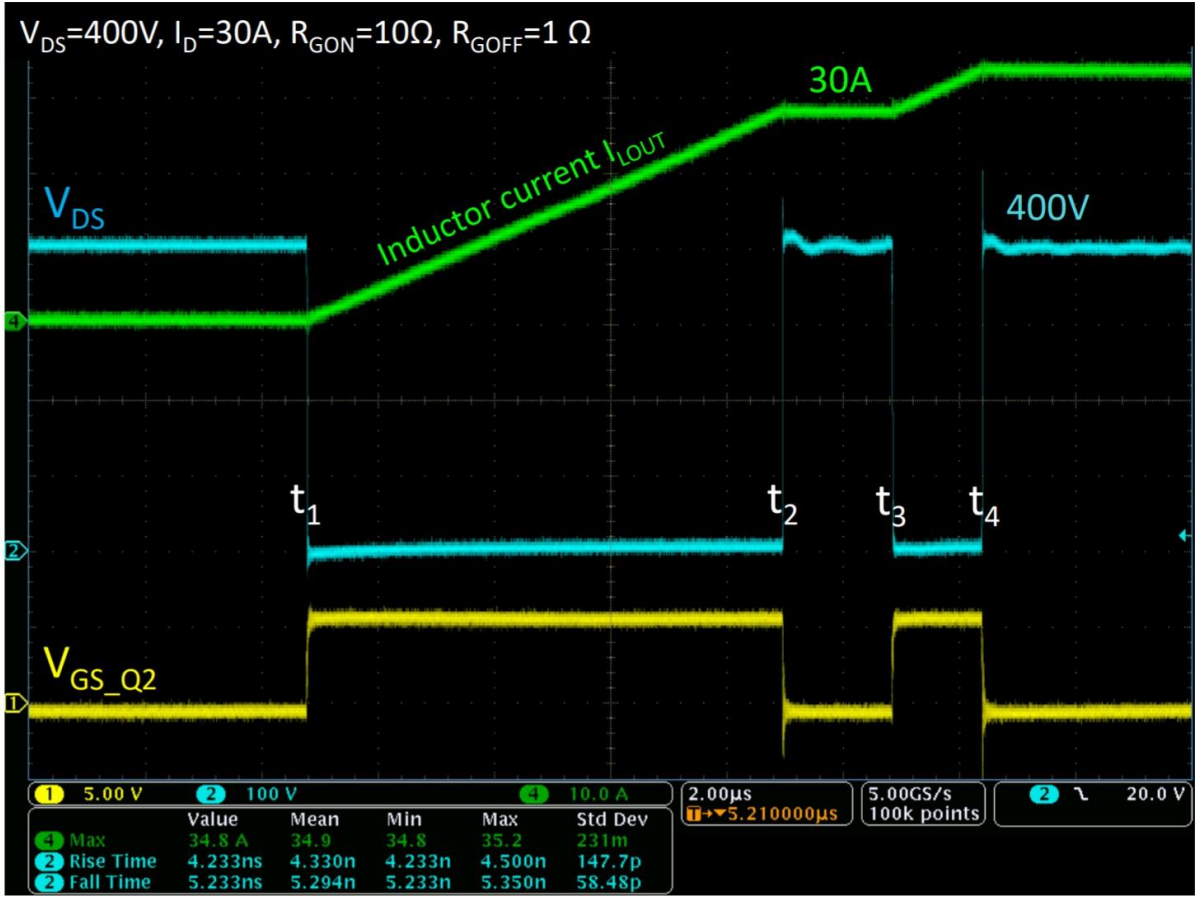

t_1: Device Under Test (DUT) turned on. Inductor charged to desired current (30A in this example)

t_2: DUT turned off. Inductor current freewheels in Q1. DUT turn-off → Measure dV/dt, t_{rise}

t_3: DUT turn-on → Measure, dV/dt, t_{fall}

t_4: DUT turned off

GS-065-004-1-L: Double Pulse Test at 4A

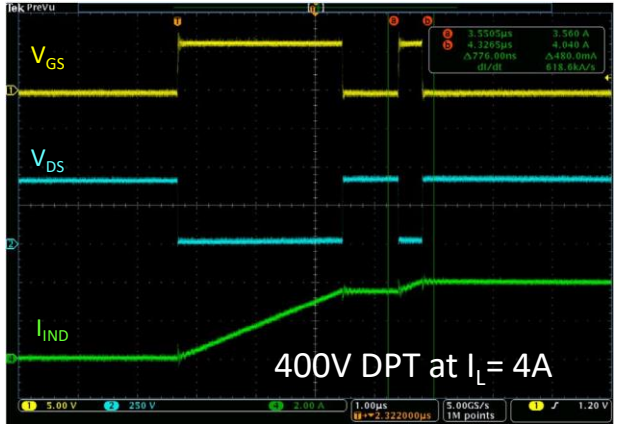

GS-065-004-1-L

Parameter	Value
V_{DS}	650 V
I_D	4 A
$R_{DS(on)}$	450 mΩ

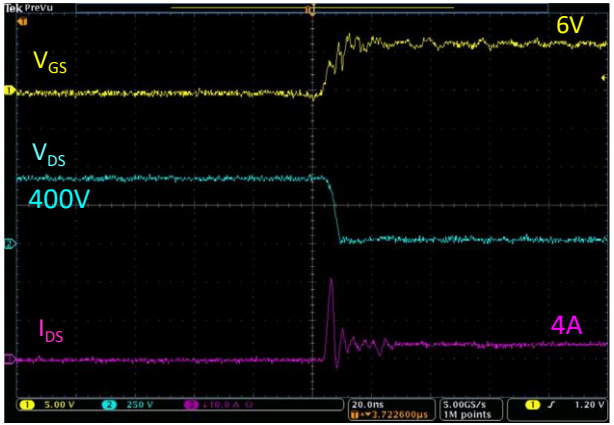

Turn-on

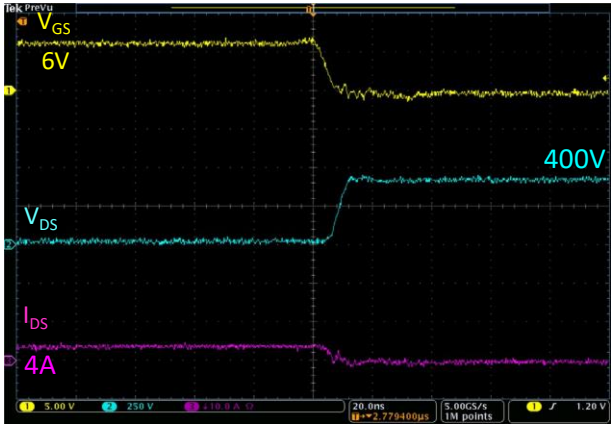

Turn-off

GS-065-008-1-L: Double Pulse Test at 8A

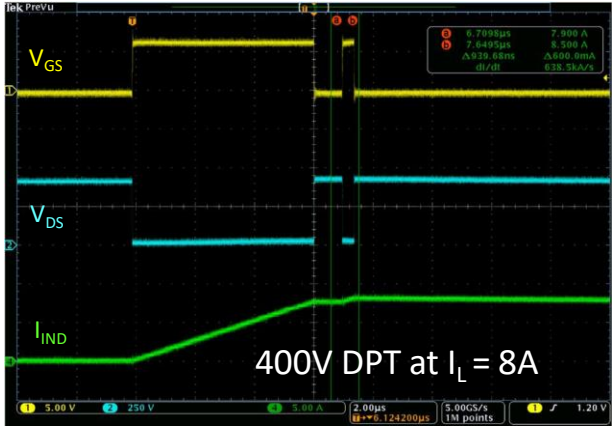

GS-065-008-1-L

Parameter	Value
V_{DS}	650 V
I_D	8 A
$R_{DS(on)}$	225 mΩ

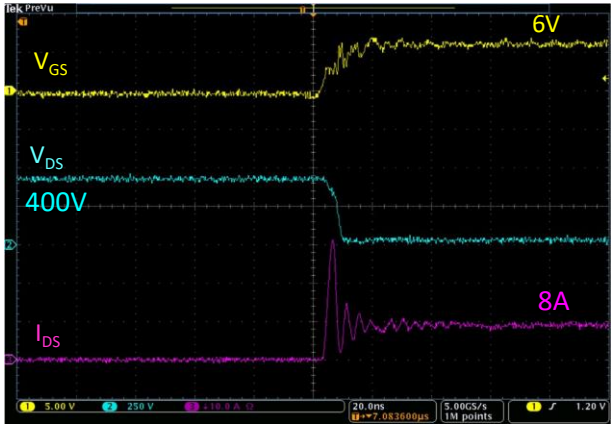

Turn-on

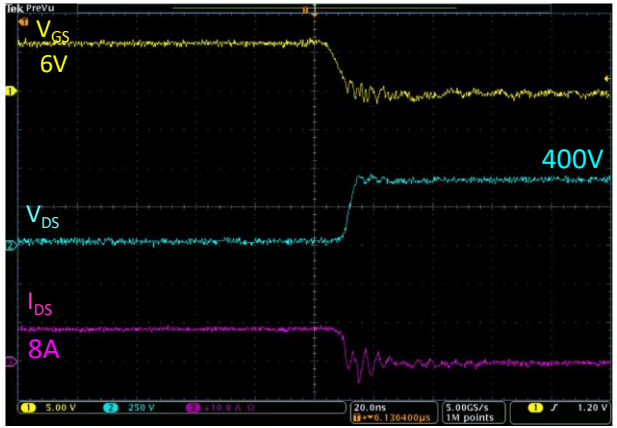

Turn-off

GS-065-011-1-L: Double Pulse Test at 11A

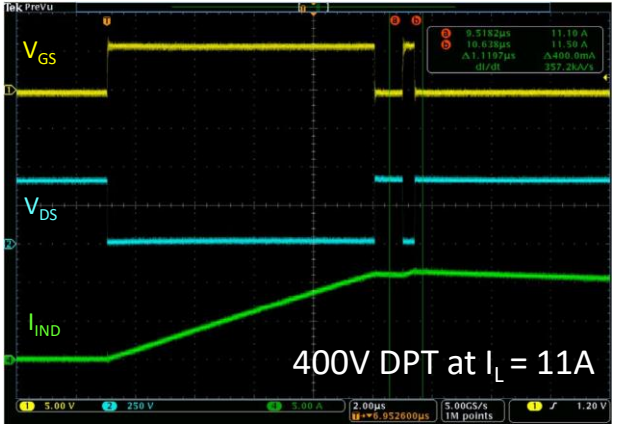

GS-065-011-1-L

Parameter	Value
V_{DS}	650 V
I_D	11 A
$R_{DS(on)}$	150 mΩ

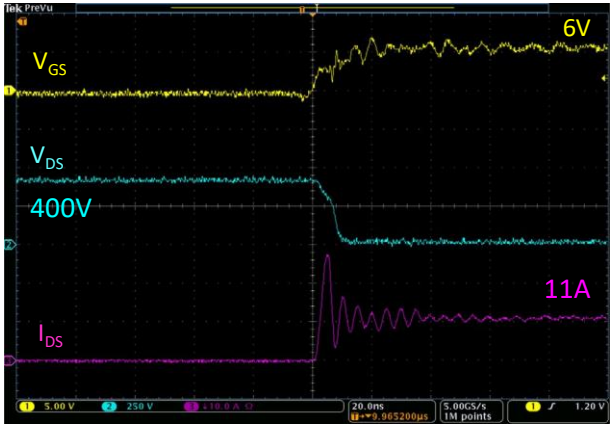

Turn-on

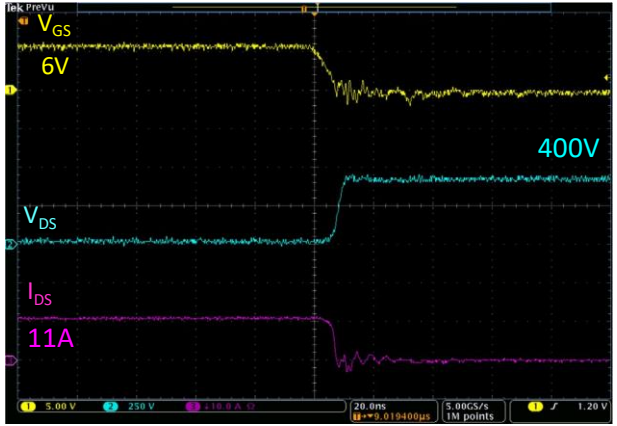

Turn-off

GS-065-030-2-L: Double Pulse Test at 30A

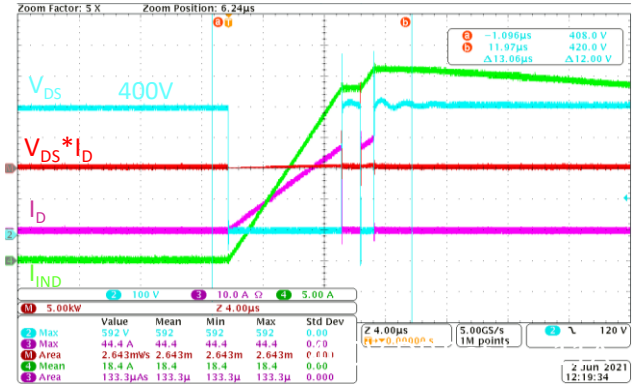

GS-065-030-2-L

Parameter	Value
V_{DS}	650 V
I_D	30 A
$R_{DS(on)}$	50 mΩ

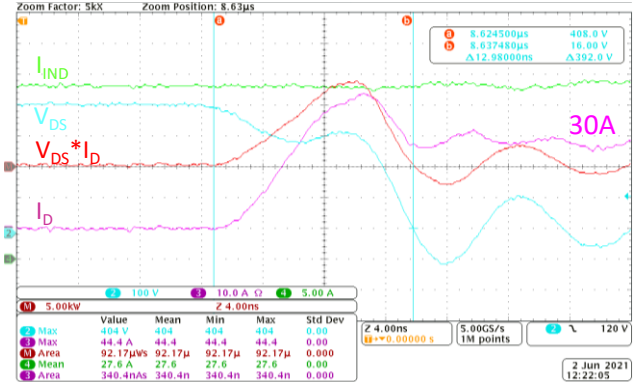

Turn-on

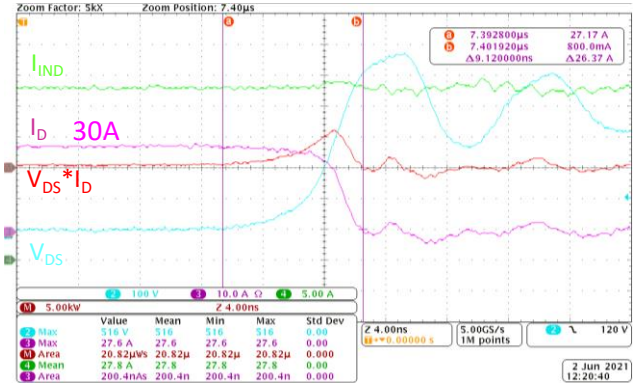

Turn-off

Product and application support at
gansystems.com